



CallSwitch One App

Quick Install Guide

For Invited Users



CallSwitchOne™

About the CallSwitch One App

CallSwitch One applications allow users to use smartphones and desktops as extensions of their work phone. They offer a flexible alternative to using a physical desk phone, enabling users to handle calls from any location, whether on the go, in an office or working remotely. App users can make and receive calls, send and receive instant messages, share files, view call history, and manage their CallSwitch One settings.

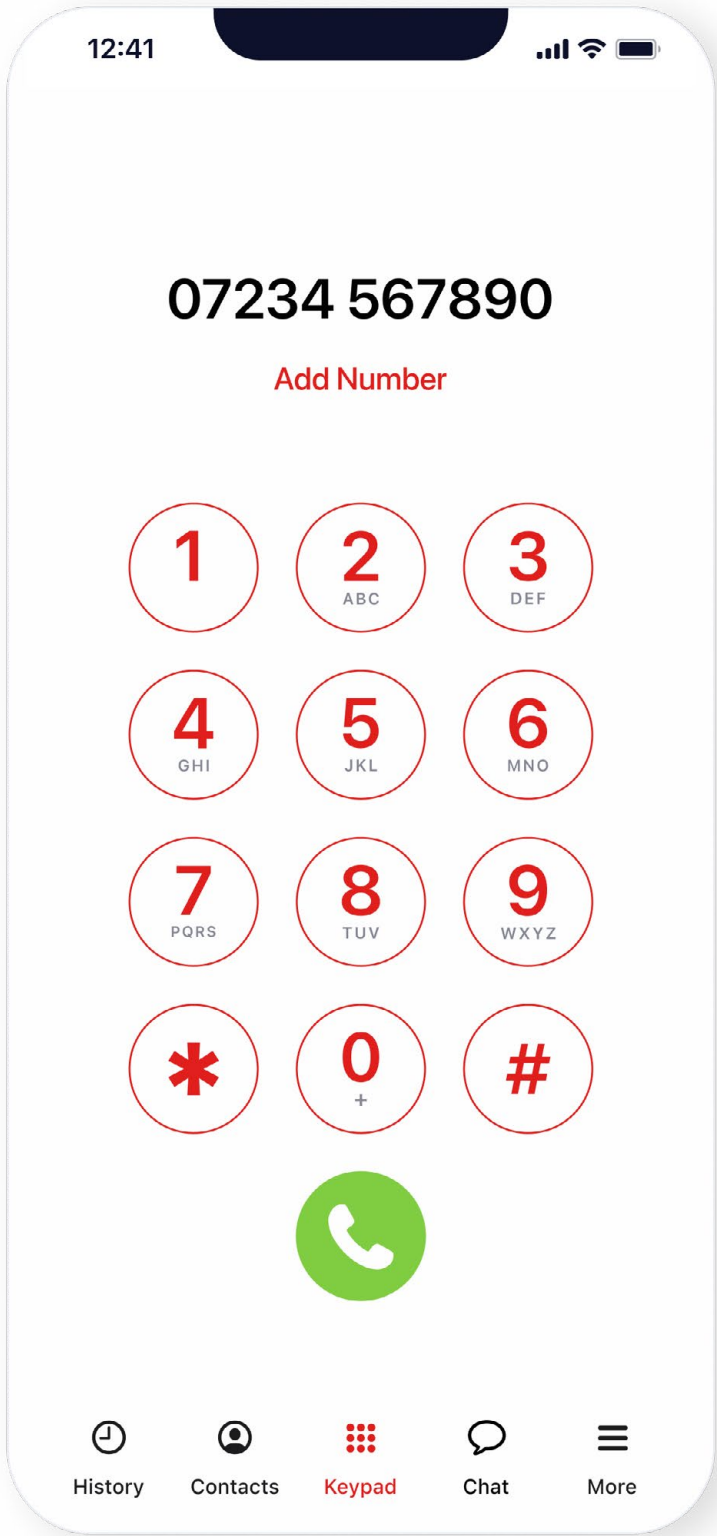
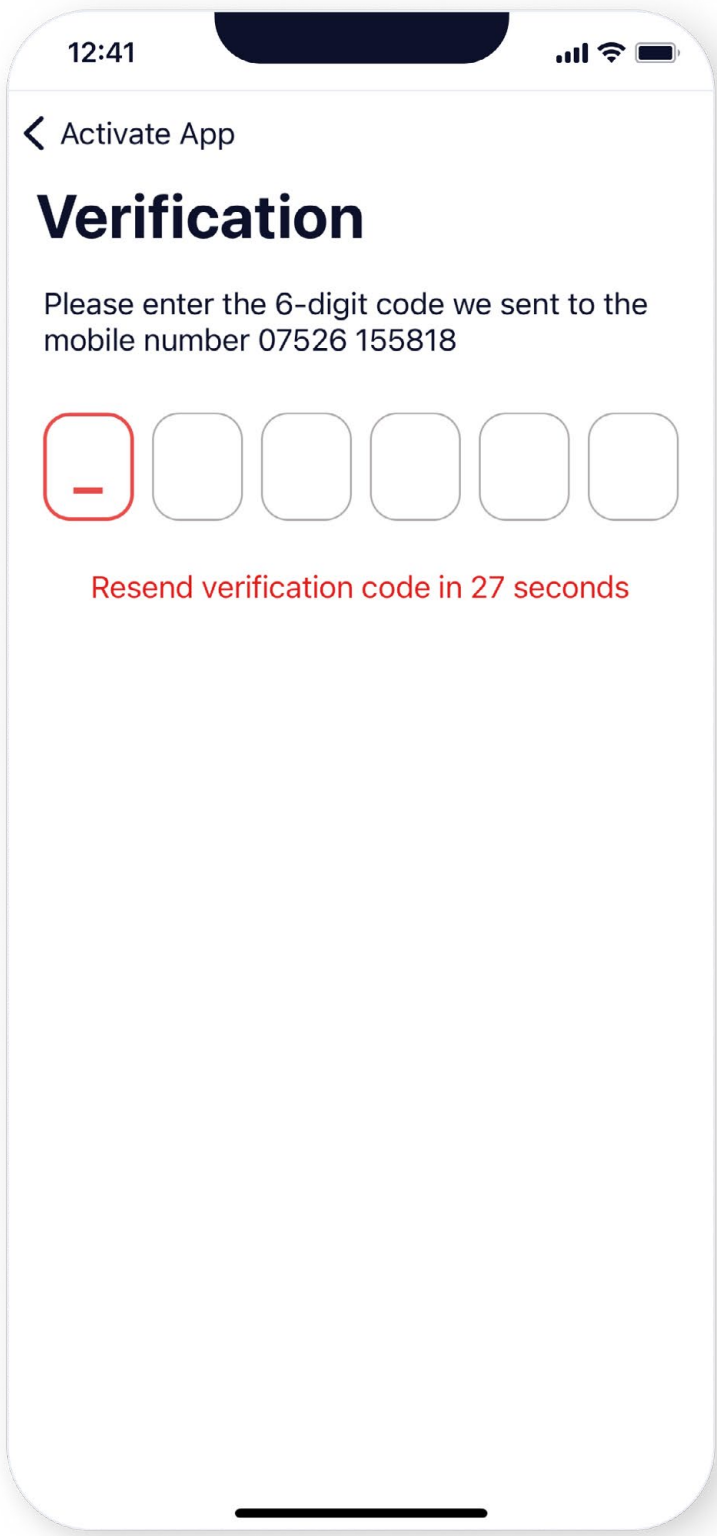
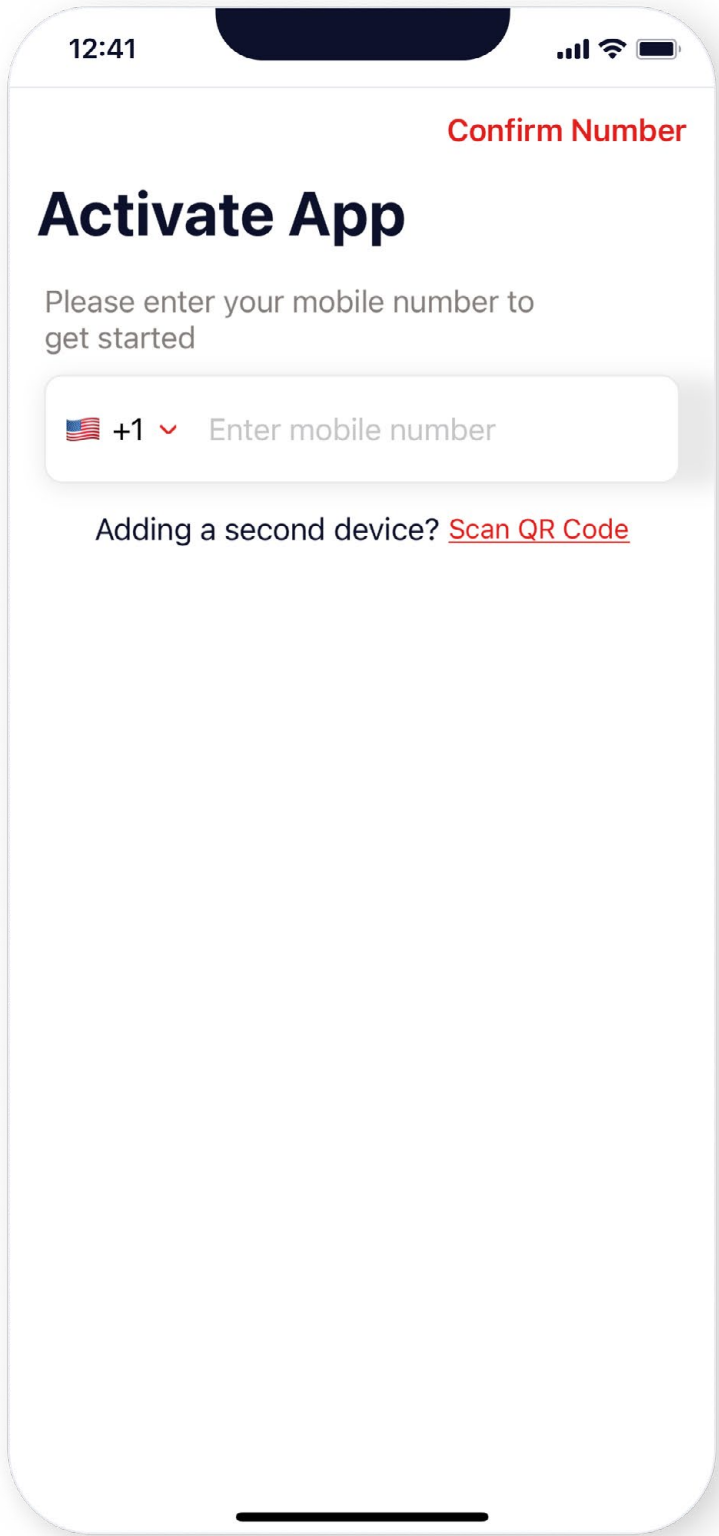


Installing the CallSwitch One App on a Mobile

This guide will help you set up the CallSwitch One app on your smartphone and computer. In order to sign-in to the app, you will need to have received a CallSwitch One SMS invitation from your CallSwitch One system administrator

Get ready: Once you have received the SMS invitation from your system administrator, download and install the app from the link contained in your SMS message.

Alternatively you can download the app by going to **callswitchone.com/downloads** or by searching 'CallSwitch One' in the Google Play or Apple app stores.



- 1

Open the app on your device and enter your mobile number to get started.
- 2

You will receive a 6-digit verification code via SMS. Enter code in the boxes provided.
- 3

You are now signed in and ready to use the app.

Installing the CallSwitch One App on a Desktop

Get ready: Your CallSwitch One system administrator may send you a welcome email inviting you to download the CallSwitch One app.

- 1
- Open your CallSwitch One invitation email, then select the operating system that you are using and follow the instruction to install the app. You can also download the app by going to callswitchone.com/downloads
- 2
- Once installed, you can open the app and simply enter your mobile number on the left-hand side to sign-in.
- 3
- Alternatively, you can use your mobile app to sign-in by scanning the QR code on the right. Open the CallSWitch One mobile app and press **More > My Devices > Link a device > Scan Desktop QR code**.
- 4
- You are now logged in and ready to make and receive calls.

1

CallSwitchOne™

Hi John,

Peter has invited you to join their account. By accepting this invite you'll be able to login to your reseller dashboard.

Should you have any queries, please get in touch with our team via phone on [020 1234 1234](tel:02012341234) or email us at support@yourvoip.com.

Get started by downloading our apps!

Download on the App Store

GET IT ON Google Play

GET IT ON macOS

GET IT ON Windows 10

Contact

About

Privacy Policy

News & Blogs

2

CallSwitch One

Enter mobile number

To activate your CallSwitch One app, please enter mobile number

+44

e.g. 077123456789

Next

Have a dashboard login?

Login as member

QR Code

Login with QR code

Scan this with CallSwitch One mobile app to login instantly

Go to Settings

Scan Desktop QR Code

3

Scan Desktop QR Code

QR Code

Login with QR Code

Scan this with the CallSwitch One mobile app to login instantly

Go to Settings

Scan Desktop QR Code

History

Contacts

Keypad

Chat

More

4

All Contacts

+ New Contact

Search

Filter

Chloe Bank

Daisy Doleman

Holly Glow

Steve Sole

Rachel Holmes

Tala Green

Thea Elson

Toni Halloway

Eliška Peres

Finn Čosić

Holly Glow

Mia Kaya

Amar Idowu

Lukas Ajroud

Emil Taylor

Eino Hansen

Maria Čosić

Ella Nielsen

Defne Silva

Aya Sharma

History

Search

Answered

Unanswered

Missed calls

TUESDAY 15TH MARCH

+44 7890 123456 (John Smith)

Guildford, England

08:32

23 mins 32 seconds

+44 7890 123456 (John Smith)

Guildford, England

08:32

Missed Call

Sam Smith

Guildford, England

08:32

Missed Call

MONDAY 14TH MARCH

+44 7890 123456 (John Smith)

Guildford, England

Yesterday 18:52

23 mins 32 seconds

+44 7890 123456 (John Smith)

Guildford, England

Yesterday 18:52

23 mins 32 seconds

+44 7890 123456 (John Smith)

Guildford, England

Yesterday 18:52

23 mins 32 seconds

Using your Web Browser

You can also use CallSwitch One with your web browser by going to callswitchone.app It works in exactly the same way as the desktop app and you don't have to download anything.

Google

CallSwitch One

callswitchone.app

IM

Contacts

+ New

Search Contacts

3